

**TOWN OF LYONS, COLORADO  
RESOLUTION 2020-145**

**A RESOLUTION OF THE TOWN OF LYONS, COLORADO ACCEPTING PUBLIC  
IMPROVEMENTS OF THE EASTERN CORRIDOR UTILITIES PROJECT**

**WHEREAS**, the Town of Lyons determined to extend the sanitary sewer collection system, including the addition of a lift station and domestic water points of connection, to the Commercial Eastern Corridor including the new Public Works Facility as part of Flood Recovery ("Project"); and

**WHEREAS**, the Town obtained funding for the Eastern Corridor Utilities Project from both the U.S. Department of Commerce Economic Development Administration (EDA) and the Department of Housing and Urban Development Community Development Block Grant Disaster Recovery (CDBG-DR) under Boulder County Collaborative Sub-allocation INF-00021; and

**WHEREAS**, all construction work for the project by CGRS, Inc. ("Contractor") is complete and has been inspected by JVA, Inc. ("Engineer") and the Public Works Department, and has been found to be acceptable and in accordance with the plans and specifications; and

**WHEREAS**, the Contractor has submitted a Certificate of Substantial Completion as shown in **Exhibit A**, and the Engineer has submitted a memo acknowledging receipt of the Certificate of Substantial Completion of the Eastern Corridor Utilities Project along with a recommendation for acceptance of the improvements as shown in **Exhibit B**; and

**WHEREAS**, Staff has received the record drawings from the Contractor, which reflect how the project was built, as well as lien releases for the improvements constructed; and

**WHEREAS**, Staff recommends accepting the Eastern Corridor Utilities Project improvements;

**NOW, THEREFORE, BE IT RESOLVED BY THE BOARD OF TRUSTEES OF THE TOWN OF LYONS, COLORADO:**

Section 1. The above recitals are hereby incorporated by reference.


Section 2. The Board of Trustees hereby accepts ownership and maintenance of the Public Improvements for the Eastern Corridor Utilities Project.

Section 3. This resolution shall take effect immediately upon adoption.

**ADOPTED this 21<sup>st</sup> day of SEPTEMBER, 2020.**

TOWN OF LYONS:

  
\_\_\_\_\_  
Nicholas Angelo, Mayor



Dolores Vasquez, CMC, Town Clerk

# Certificate of Substantial Completion

Project: Eastern Corridor Utilities

Owner: Town of Lyons

Owner's Contract No.: 05-01-05734

Contract: CGRS, Inc. Construction Agreement

Engineer's Project No.: 2686c

**This definitive Certificate of Substantial Completion applies to:**

All Work under the Contract Documents:       The following specified portions of the Work:

---

---

---

---

April 30, 2020

Date of Substantial Completion

The Work to which this Certificate applies has been inspected by authorized representatives of Owner, Contractor, and Engineer, and found to be substantially complete. The Date of Substantial Completion of the Project or portion thereof designated above is hereby declared and is also the date of commencement of applicable warranties required by the Contract Documents, except as stated below.

A definitive list of items to be completed or corrected is attached hereto. This list may not be all-inclusive, and the failure to include any items on such list does not alter the responsibility of the Contractor to complete all Work in accordance with the Contract Documents.

**The responsibilities between Owner and Contractor for security, operation, safety, maintenance, heat, utilities, insurance and warranties shall be as provided in the Contract Documents except as amended as follows:**

Amended Responsibilities                       Not Amended

Owner's Amended Responsibilities:

---

---

---

Contractor's Amended Responsibilities:

Provide extended warranty for leak repair in the overflow vault at the Eastern Corridor Lift Station

---

---

---

The following documents are attached to and made part of this Certificate:

Punchlist, Electrical Punchlist, Certificate of Final Electrical Inspection,

Eastern Corridor Lift Station Pump Startup Report

This Certificate does not constitute an acceptance of Work not in accordance with the Contract Documents nor is it a release of Contractor's obligation to complete the Work in accordance with the Contract Documents.



5/7/2020

Executed by Engineer

Date



Accepted by Contractor

Date

5/7/2020

Victoria Simonsen

Victoria Simonsen (Jun 10, 2020 12:29 MDT)

6/10/2020

Accepted by Owner

Date



www.jvajva.com

**Boulder**  
1319 Spruce Street  
Boulder, CO 80302  
303.444.1951

**Fort Collins**  
25 Old Town Square  
Suite 200  
Fort Collins, CO 80524  
970.225.9099

**Winter Park**  
PO Box 1860  
47 Cooper Creek Way  
Suite 328  
Winter Park, CO 80482  
970.722.7677

**Glenwood Springs**  
214 8<sup>th</sup> Street  
Suite 210  
Glenwood Springs, CO  
81601  
970.404.3100

**Denver**  
1512 Larimer Street  
Suite 710  
Denver, CO 80202  
303.444.1951

## Substantial Completion Punchlist

TO: John Turner DATE: May 7, 2020  
 FIRM: CGRS JOB NO. 2686c  
 ADDRESS: 1301 Academy Ct PROJECT: Lyons Eastern Corridor Utilities  
Fort Collins, CO 80524 SUBJECT: Substantial Completion Punchlist

Dear John,

This memo summarizes punchlist items that were identified by JVA and the Town of Lyons during our Substantial Completion walk through on April 30, 2020, as well as items identified by JVA and Corey Electric during the electrical walk through on May 6<sup>th</sup>, 2020. The Eastern Corridor Lift Station (ECLS) pumps, electrical and instrumentation, odor control units at the Stone Canyon Lift Station (SCLS) and ECLS, new motors at the SCLS, PRV valves and vaults, 4 inch force main, and other major project components have been installed, started up and considered substantially complete. Below are notes from the punch walk and the punchlist items to be completed prior to final completion of the contracted work at the site. In addition to the attached electrical and controls punchlist items, the following items require attention prior to the final completion of the contracted work at the site:

### 1. PRESENT DURING WALKTHROUGH:

- a. John Turner - CGRS
- b. Damon Landry - CGRS
- c. Eric Vaughan – CGRS
- d. Richie Reyes – CGRS
- e. Shar Shadowen – Colorado Civil Group
- f. Aaron Caplan – Town of Lyons
- g. Phillip Strom – Town of Lyons
- h. Tracy Sanders – Town of Lyons
- i. Michael LaDue – JVA
- j. Matt Gardner – JVA

### 2. PUNCH LIST:


Punchlist items are listed in the below table. All items must be addressed before final completion. Photos are located in Section 3.

**Table 1: Punchlist for Lyons Eastern Corridor Utilities Project**

| No. | Description   | Area |
|-----|---|------|
| 1   | Provide all O&M Manuals and other required product documents as per Project Manual                    | N/A  |
| 2   | Submit all payrolls, forms, and required Davis-Bacon paperwork for project and for all subcontractors | N/A  |
| 3   | Provide as-built drawings to JVA (including survey and redlined planset)                              | All  |



|    |   |                        |
|----|---|------------------------|
| 4  | Seeding and restoration of all disturbed areas  | All                    |
| 5  | Install erosion control measures along downstream areas where disturbance has occurred  | All                    |
| 6  | Tracer Wire and Test Stations are required for the 4" FM installation. Because the tracer wire was not installed, CGRS needs to install marker posts for the location of the 4" FM throughout the alignment   | All                    |
| 7  | As per Section 09900 of the Project Manual, the ECLS should be coated for protection against H2S.   | All                    |
| 8  | Replace level transducer in ECLS and integrate into SCADA   | ECLS                   |
| 9  | Remove scaffolding from wet well  | ECLS                   |
| 10 | Complete the asphalt patch at the entrance to the Public Works Building, or provide documentation that Black Eagle will do the paving. In the event that Black Eagle does not do the paving, CGRS will do the paving and CGRS understands that it cannot be billed after Payroll #12 and May 15th deadline. (Image 1) | ECLS                   |
| 11 | Patch the seepage coming in at the eastern most 4 inch force main penetration in the ECLS   | ECLS                   |
| 12 | Place erosion control wattles at the drainage points from the ECLS site at the northeast corner and near the gate on the south side (Image 1 and 2)   | ECLS                   |
| 13 | Coordinate with N Line to remove their supplies off the ECLS site   | ECLS                   |
| 14 | Verify the leak is no longer occurring on the PCO located south of ECLS (Image 3)   | ECLS                   |
| 15 | Integrate ECLS and PRV 7 instrumentation into Town SCADA  | ECLS / PRV Vault 7     |
| 16 | Fix leak in overflow vault and provide extended warranty for the leak   | Overflow Vault         |
| 17 | Set the 4 inch PRV Valve on the low pressure side of PRV Valve 7 to be used as a pressure relief valve (as per discussion in Proposal Request 4) (Image 4)  | PRV Vault 7            |
| 18 | Route piping from the outlet of the 4 inch PRV Valve to the floor of the vault, near the drain as per PR 4 (Image 4)  | PRV Vault 7            |
| 19 | Coordinate with Tim Reams to verify the valve box south of PRV Vault 8 is acceptable  | PRV Vault 8            |
| 20 | Patch the seepage coming in at the west and east penetration of the PRV Vault 8 (Image 5)   | PRV Vault 8            |
| 21 | Patch the seepage coming through the pores on the south side of PRV Vault 8 (Image 6)   | PRV Vault 8            |
| 22 | Fix the leak in the pilotry of the 8" PRV in PRV Vault 8  | PRV Vault 8            |
| 23 | Set PRV valves in PRV Vaults 6 and 8  | PRV Vaults 6 and 8     |
| 24 | Paint all exposed piping in PRV vaults as per Div 9 of the Project Manual   | PRV Vaults 6, 7, 8     |
| 25 | Clean up water, mud, and debris in all PRV Vaults   | PRV Vaults 6, 7, and 8 |
| 26 | Grout and bolt all pipe supports in the PRV vaults (Image 7)  | PRV Vaults 6, 7, and 8 |
| 27 | Paint the Bollard green at the east end of the Longmont 24" RCP that the 4" FM was sleeved through  | Approx. STA 38+50      |
| 28 | Clean up berms at eastern and western sides of Western Stone Property to restore drainage ditch and berm (Image 8 and 9)  | Western Stone Yard     |
| 29 | Clean up area in the wetlands where the pits were, and add wetland seed mix (Image 10)  | Wetlands               |
| 30 | Provide fiberglass utility marker post (painted green) at the plug valve near the SCLS (as per Detail 3 on page CD3.0)  | SCLS                   |
| 31 | Fix ramneck on all manhole lids (Image 11)  | SCLS / All             |



The electrical punchlist is attached to this memo, and summarized below in Table 2. All items in Table 1 above, as well as the attached electrical punchlist (Table 2 below), must be addressed before final completion is awarded.

**Table 2: Electrical Punchlist for Lyons Eastern Corridor Utilities Project**

| No. | Description   | Area |
|-----|---|------|
| 1   | Padlock attachments for each breaker were not found per note 1 on panel "P7L" schedule.   | ECLS |
| 2   | Permanent provisions for locking in the "off" position of new 20A circuit breaker were not found per note 2 on panel "PSL" schedule | ECLS |
| 3   | Faulty level transducer switch at wet-well was noted as requiring repair.   | ECLS |

**3. PHOTOGRAPHS:**

Image 1 – Asphalt patch that needs to be paved at south side of ECLS site, and wattle location at the south side of the ECLS site



Image 2 – Wattle location at the northeast side of the ECLS site




Image 3 – Leaking PCO near the ECLS




Image 4 – 4-inch PRV valve installed in PRV vault 7.




Image 5 – Seepage at east pipe penetration of PRV Vault 8



Image 6 – Seepage at south side of wall in PRV Vault 8



Image 7 – Typical pipe support in PRV Vaults that needs to be grouted and bolted




Image 8 – Area of berm / access road at eastern side of Western Stone's property




Image 10 - Area of berm / access road at western side of Western Stone's property



Image 11 – Ramneck falling out at manhole lid near SCLS







The foregoing represents our understating of the items discussed and the conclusions reached. If no corrections are received within five business days, the project will proceed based on this understanding.

Sincerely,

JVA, Incorporated

By:   
\_\_\_\_\_  
Michael LaDue, E.I.T.  
Design Engineer

*This site visit was made to observe the progress and the quality of the portion of the construction work related to JVA's engineering services and to determine whether that work was in general conformance to the Contract Documents. JVA's observations are intended to protect the interest of the Owner and the public. JVA is not responsible for the Contractor's work, work methods, safety precautions, timeliness in the performance of the work nor any other aspect of the construction for which the Contractor has responsibility.*



# COREY

Electrical Engineering, Inc.  
Commercial and Transportation Design

## ELECTRICAL PUNCH LIST

May 7, 2020  
Michael A LaDue,  
JVA , Incorporated

Job Number 17085

Project Town of Lyons – Eastern Corridor Utilities – Electrical Punch List

Michael,

Per the electrical Punch Walk on May 6, 2020, the following items were observed as deficiencies:

1. Padlock attachments for each breaker were not found per note 1 on panel "P7L" schedule.
2. Permanent provisions for locking in the "off" position of new 20A circuit breaker were not found per note 2 on panel "P5L" schedule.
3. Faulty level transducer switch at wet-well was noted as requiring repair.

Sincerely,  
Corey Electrical Engineering, Inc.

Eric McCloskey  
Project Engineer

Phone: 303.696.1257  
Fax: 303.696.1459  
[www.coreyeng.com](http://www.coreyeng.com)



## FALCON ENVIRONMENTAL CORPORATION

P.O. Box 710 • FREDERICK, COLORADO 80530  
(303) 833-9998 • FAX: (303) 833-4009

April 29, 2020

CGRS  
1301 Academy Court  
Ft. Collins, Colorado 80524  
Attn: Mr. John Turner

Subject: Lyon, Colorado  
Eastern Corridor Utilities  
Lift Station Start-Up

Dear Mr. Turner,

This letter is to serve as my start-up report for the above lift station. The station was started up on Tuesday, April 28, 2020. Representatives were there from CGRS, the Town of Lyons and JVA Engineers. I had visited the site the previous day and taken care of items that could be checked beforehand. Pump rotation for both pumps was checked at that time. Start and stop levels were programmed into the PLC controls. The bottom of the submersible transducer is located 18" above the floor of the well. Rising from the bottom, low level off was programmed to be 2.0' above this point. Lead pump on is 4.0' above this pump, lag pump on is 4.5' above that point and high level alarm is 5.0' above the bottom of the submersible transducer. These levels are all adjustable if necessary. At that time we also set the back-up float system. The low back up float will turn off the pumps approximately 6" above the setting of the transducer off level (4' above the well floor). The high back up float will turn on approximately 3' above that or 7' above the well floor.

During the start-up on Tuesday I went through the features of the pump including the guide rail system, profile gasket, seal failure sensor and motor thermal protection. I then went through the control panel and pointed out the major

equipment located within it and provided information on what that equipment was intended to do. The PLC was explained as well as the OIM that displays information provided by the PLC.

We tested the pumps to be sure they were operating satisfactorily. Both pumps were operated and each worked at 6.9 amps. Full load amps of the motors is 8.0, so we were well within the pump/motor capability. Unfortunately, the submersible transducer failed before we were able to operate the pumps in PLC automatic mode. However, we were able to operate the pumps on the back-up float system.

Both pumps were operated separately. Due to there not being a means of measuring how much water was being used, we kept the pump operational testing to a minimum. Pump #1 was operated to determine that it would evacuate the wetwell and to confirm that we had water at the outfall point. We did test pump #2 on a draw down test to determine how much it was producing and found it to operate at 88 GPM. We also did a quick one minute draw down test on parallel operation and found we were in the area of 120 GPM.

We confirmed automatic alternation of the pumps and operation of the high water alarm system.

I do apologize for the failure of the submersible transducer right out of the box. After the fact, I did hook up my 4-20 mA generator to the system and was able to confirm level readout and operation of the pumps on the OIM. We have ordered a replacement transducer. It is supposed to be delivered within the next two weeks. This is the second transducer we have received from Sulzer that has failed immediately after installation. Due to that, we are not replacing this unit with the same device. We have ordered a unit made by TE Connectivity, Model KPSI 705 that will directly replace the Sulzer unit. We have used this device before with very satisfactory results.

Thank you for this opportunity to have been of service to CGRS, JVA Engineers and the Town of Lyons. If you have any questions or concerns, please do not hesitate to contact me.

Sincerely,



Marion R. Hill

# TOWN OF LYONS

432 5th Avenue • Lyons, Colorado 80540 • (303)823-6622

JOB ADDRESS

4635 JTE Hwy

PERMIT NO.

2019.105

Date

5.4.2020

Time

12:20

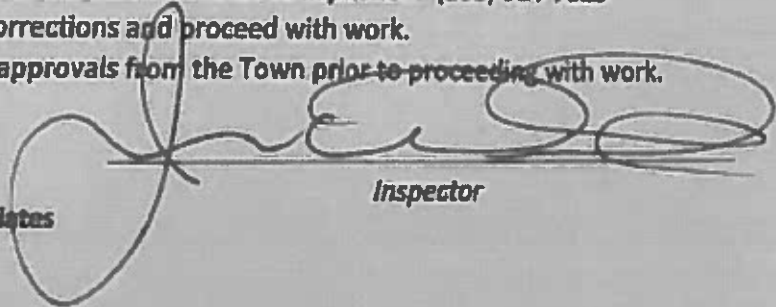
## INSPECTION NOTICE

Type of Inspection:

FINAL ELECTRICAL  
APPROVED

- Please make corrections and call for reinspection. (800) 314-7029
- Please make corrections and proceed with work.
- Obtain proper approvals from the Town prior to proceeding with work.

**CAA**  
Charles Abbott Associates



Inspector






# 2686c - Substantial Completion Certificate and Punchlist signed by CGRS 20200610

Final Audit Report

2020-06-10

|                 |  |
|-----------------|--|
| Created:        | 2020-06-10                                   |
| By:             | Erika Archer (earcher@townoflyons.com)       |
| Status:         | Signed                                       |
| Transaction ID: | CBJCHBCAABAA8hbJyZVYk6yJqoJD22trxETsHfq_RELm |

## "2686c - Substantial Completion Certificate and Punchlist signed by CGRS 20200610" History

-  Document created by Erika Archer (earcher@townoflyons.com)  
2020-06-10 - 5:54:27 PM GMT- IP address: 65.101.227.171
-  Document emailed to Victoria Simonsen (vsimonsen@townoflyons.com) for signature  
2020-06-10 - 5:56:24 PM GMT
-  Email viewed by Victoria Simonsen (vsimonsen@townoflyons.com)  
2020-06-10 - 6:25:39 PM GMT- IP address: 65.101.227.171
-  Document e-signed by Victoria Simonsen (vsimonsen@townoflyons.com)  
Signature Date: 2020-06-10 - 6:26:54 PM GMT - Time Source: server- IP address: 65.101.227.171
-  Signed document emailed to Victoria Simonsen (vsimonsen@townoflyons.com) and Erika Archer (earcher@townoflyons.com)  
2020-06-10 - 6:26:54 PM GMT



JVA, Incorporated  
1319 Spruce Street  
Boulder, CO 80302  
303 444 1951  
info@jvajva.com

August 21, 2020

Mrs. Victoria Simonsen  
Town of Lyons  
432 5<sup>th</sup> Avenue  
Lyons, CO 80540

[www.jvajva.com](http://www.jvajva.com)

RE: Completion of Lyons Eastern Corridor Utilities Project  
Job Number 2686c

Dear Victoria:


Reference is made to a Construction Agreement between the Town of Lyons and CGRS, Inc. (the "Contractor"), dated May 8<sup>th</sup>, 2019.

This letter serves as the Certificate for Final Completion for the Town of Lyons Eastern Corridor Utilities Project.

The Contractor has completed the work in general conformance with the contract documents, including the Eastern Corridor Lift Station and odor control system, the sanitary sewer force main and pressure cleanouts, the sanitary sewer gravity lines, pressure reducing valves and vaults, works associated with change orders, and other associated works. The Contractor has provided as-builts of the construction drawings in accordance with the requirements of the project manual.

It is our recommendation that the Board of Trustees accept the public infrastructure installed as noted with a warranty period beginning on July 15, 2020, hence expiring at the end of the day on July 15, 2022.

Sincerely,  
JVA, INCORPORATED

By:   
\_\_\_\_\_  
Andrew Sparr, P.E.  
Project Manager / Associate

Enclosure: Final Acceptance Report (EDA)

CC: Phillip Strom, Town of Lyons  
Tracy Sanders, Town of Lyons  
Erika Archer, Town of Lyons  
Josh McGibbon, P.E., JVA, Inc.