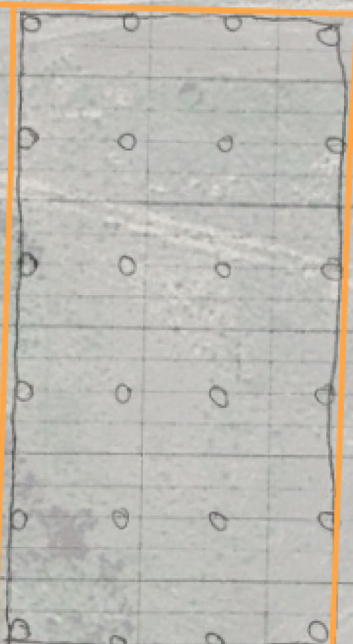



NAME: *Glen Delman*

Your Home




20'

Scale: 1" = 20'

## Plan your lot

Use this template to draw a plan of the lot.


- Show the home of your neighbor, if applicable.
  - Include access to your home within area of use
  - Add an arrow to show North
  - Note adjacent streets or alleys
- This plan must be included with your application to license a neighborhood lot.



Area of Use



Existing Tree



Proposed Shrub



Proposed Perennial



Proposed Garden

